

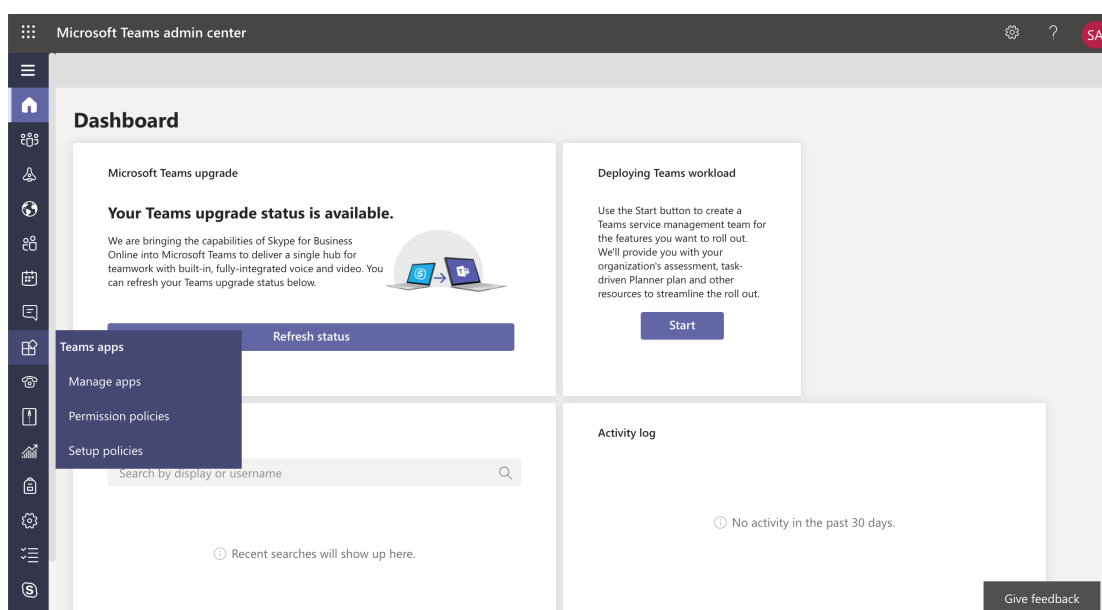
Så här lägger du till Skolon Teams-appen i menyraden

Ulf Kronsell - 2025-07-08 - [Microsoft Teams](#)



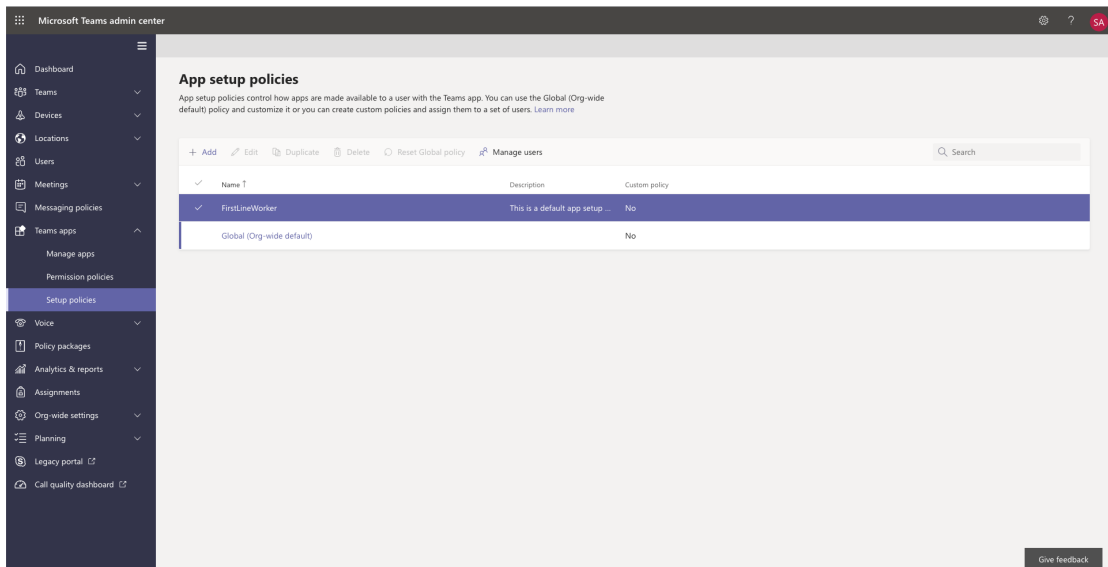
I denna artikel får du veta hur du som administratör lägger till Skolon Teams-appen i Teams menyrad.

Välj Teams apps i meny till vänster, klicka sedan på Manage apps.

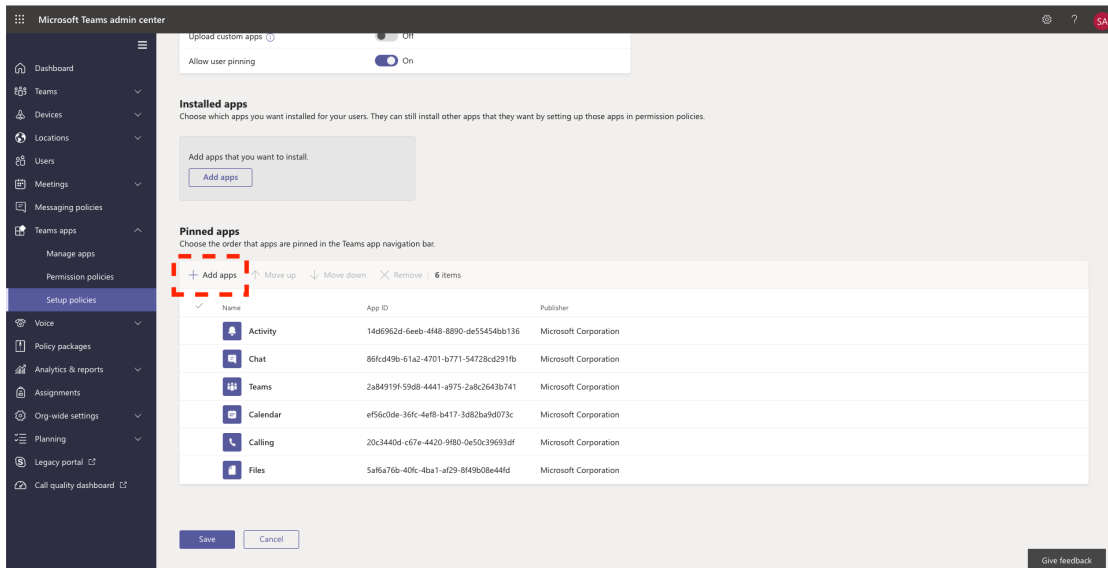


Alla appar som finns tillgängliga i Teams visas. Du kan här välja att tillåta eller blockera appar i Microsoft Teams. Sök efter Skolon, därefter kan du tilldela appen.

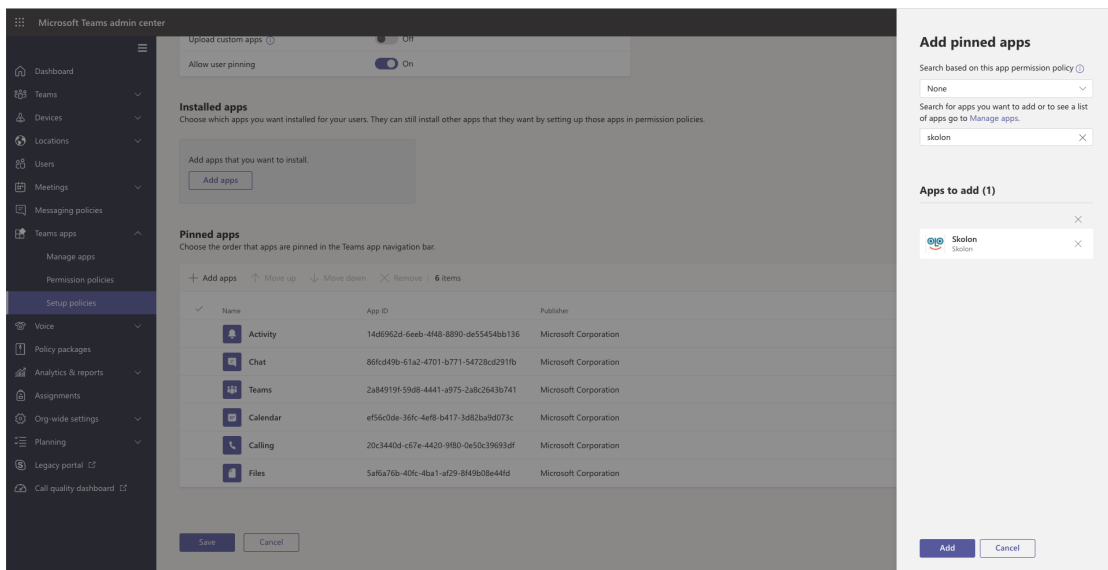
Därefter klickar du på Setup policies och sätter upp en policy för vilka användare som skall ha appen på den aktuella skolan.



Du väljer den grupp som skall ha tillgång och klickar på Add apps.



Policies installeras på användarnivå.



Script krävs för att installera policies.

The screenshot displays the Microsoft Teams admin center interface. The left-hand navigation pane includes sections for Dashboard, Teams, Devices, Locations, Users, Meetings, Messaging policies, Teams apps, Manage apps, Permission policies, Setup policies, Voice, Policy packages, Analytics & reports, Assignments, Org-wide settings, Planning, Legacy portal, and Call quality dashboard. The main content area is titled 'Users \ Adele Vance' and features a profile card for Adele Vance, a 'STUDENT' with a 'United States' location. To the right, there are two summary cards: '7-DAY QUALITY' (showing 'Data isn't available') and '7-DAY ACTIVITY' (showing 0 Meetings and 0 Calls). Below the profile card, there are tabs for 'Account', 'Voice', 'Call history', and 'Policies'. The 'Policies' tab is active, showing a list of 'Assigned policies' with a red dashed border around the list. The policies listed are: Meeting policy (Global (Org-wide default)), Messaging policy (Global (Org-wide default)), Live events policy (Global (Org-wide default)), App permission policy (Global (Org-wide default)), App setup policy (Global (Org-wide default)), Call park policy (Global (Org-wide default)), and Calling policy (Global (Org-wide default)). To the right of the list is a 'Policy package' section showing 'None' assigned. A 'Give feedback' button is located in the bottom right corner.

Attachments

- [Admin_Teams_6.png \(192.08 KB\)](#)
- [Admin_Teams_5.png \(193.00 KB\)](#)
- [Admin_Teams_3.png \(139.14 KB\)](#)
- [Admin_Teams_4.png \(175.54 KB\)](#)
- [Admin_Teams_2.png \(249.42 KB\)](#)
- [Admin_Teams_1.png \(332.13 KB\)](#)
- [Group_3893_2x.png \(11.55 KB\)](#)