

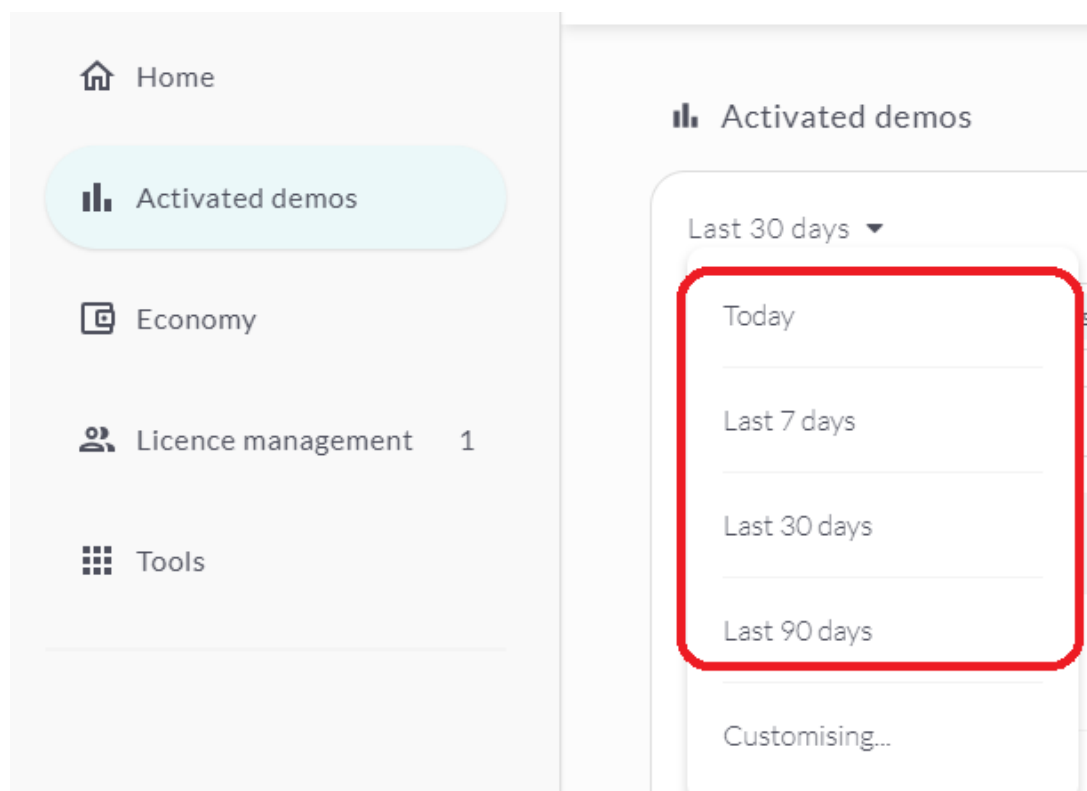
## Activated demos

Ulf Kronsell - 2023-11-15 - Activated demos

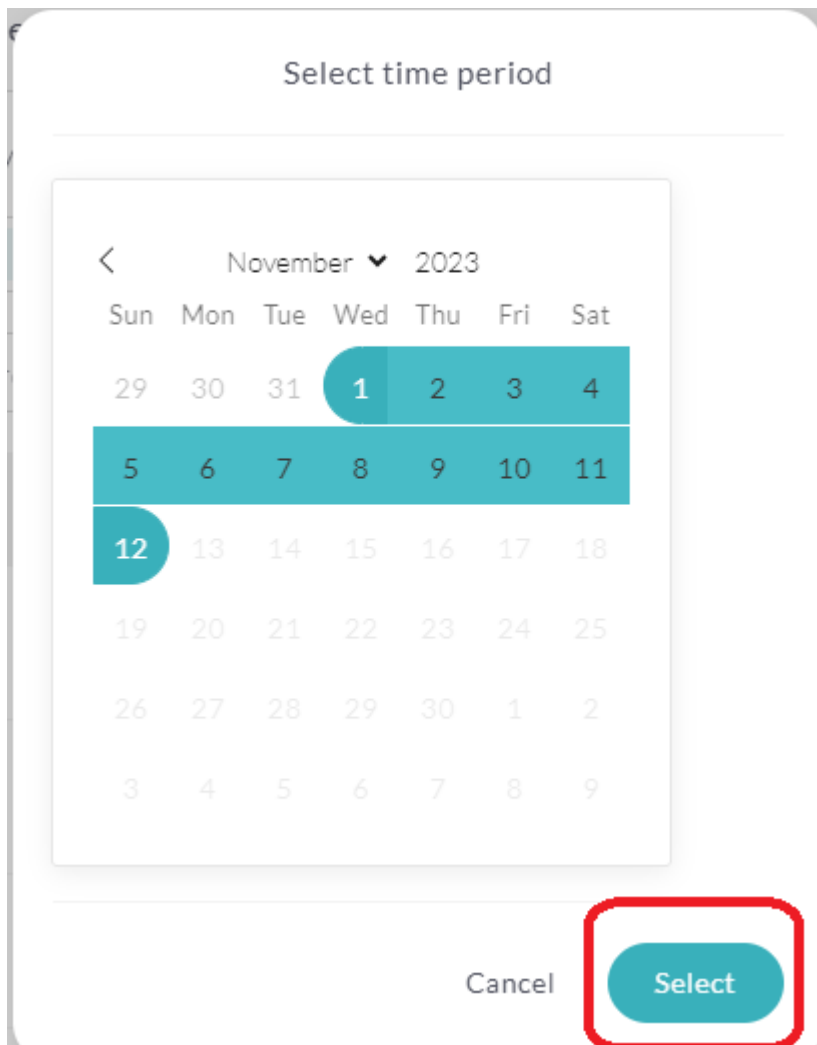
The demo functionality in Skolon allow teachers to try out new learning tools in an easy and accesible way, either by themselves or together with a class or study group.

As a partner you can follow up activated demos for fully integrated tools through this view. You can set time intervals - the last 30 days is by default, but several options are available.

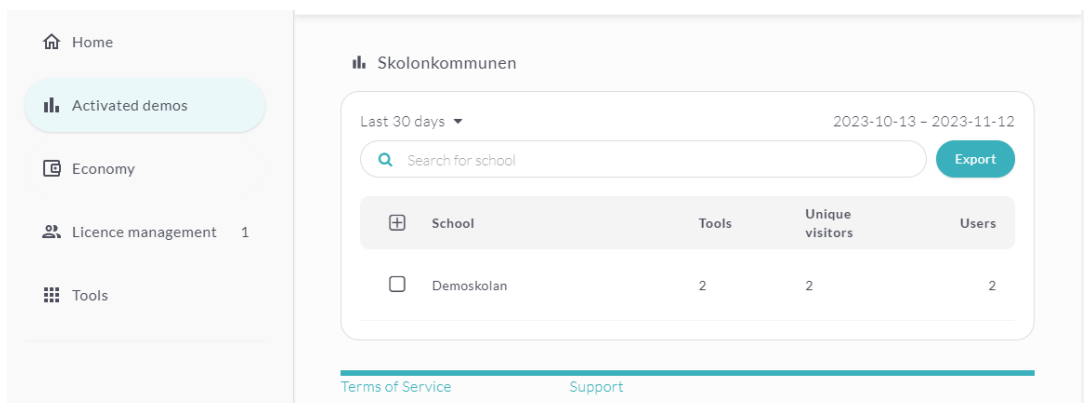
**NOTE!** You can not see the start date for a demo, just the expiration dat.



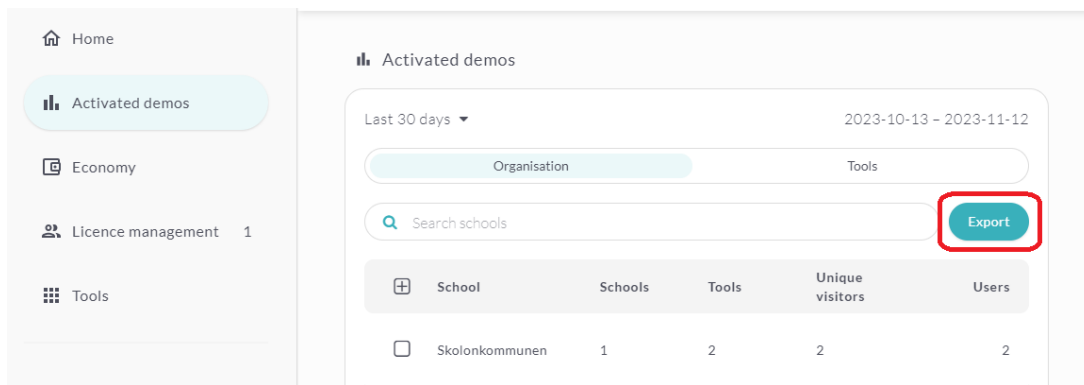
You can also customize the time interval. Click **Customising** and select the interval you require. Then click **Select**.



You can also see activated demos by organisation or by tool. If you select an organisation, you can click further and then get information for each school in the selected organisation.



You can easily export this data in a csv file by clicking the **Export** button.



Students are **never** shown in this view and are never exported, only teachers and administrators.

**NOTE!** Make sure to wait until the list is fully loaded. The export file shows name and e-mail for the user along with school, organisation and tools that the demo is activated for. If you see "Missing permission" in the file this means that the user has not logged in.

In the portal interface you also get information on the user's role and the demo expiry date.

If you like to export more data than what's possible today in the .csv, it is always possible to use our Partner API. More info can be found here: [Skolon Partner API](#)