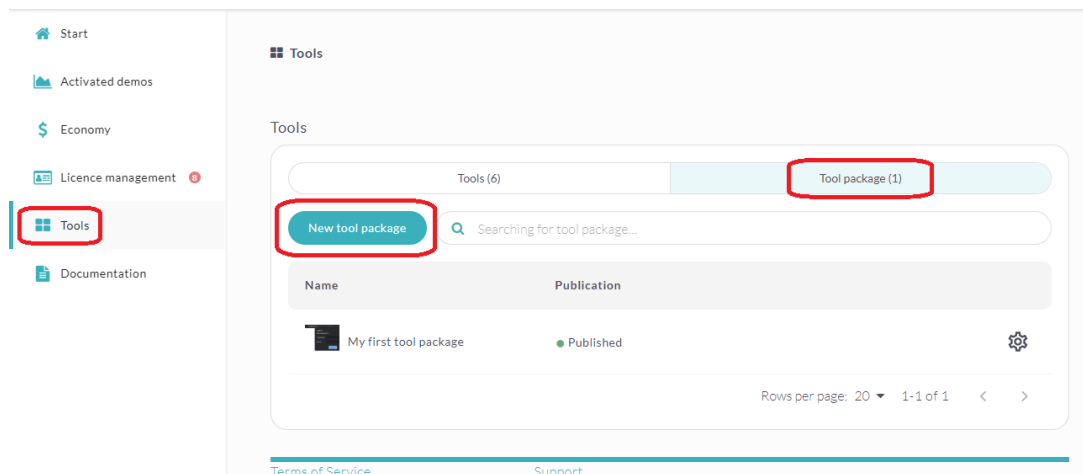


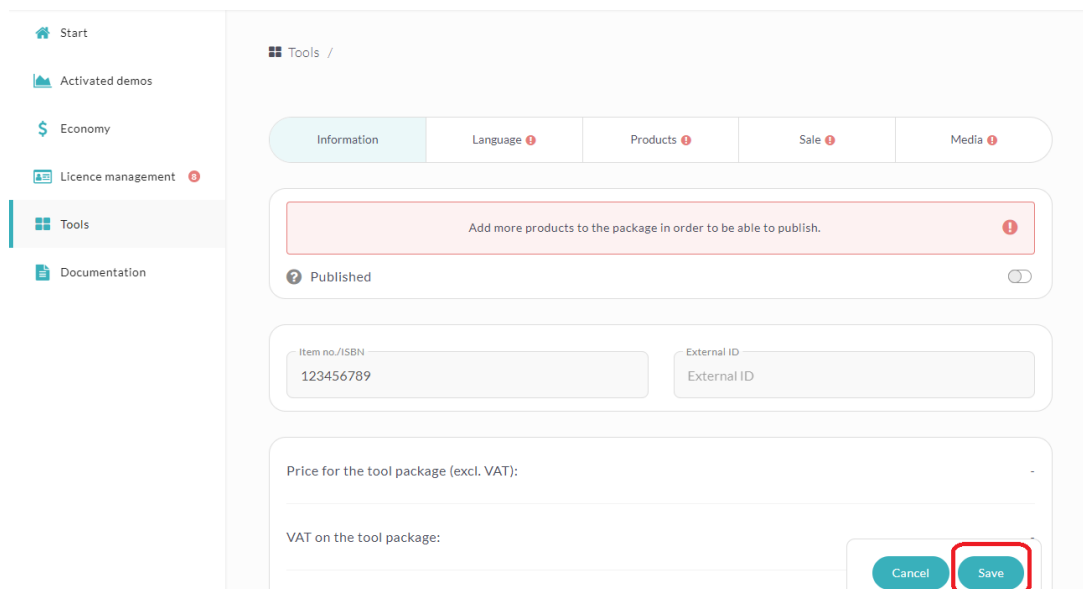
Create tool package

Ulf Kronsell - 2024-04-15 - Tool package

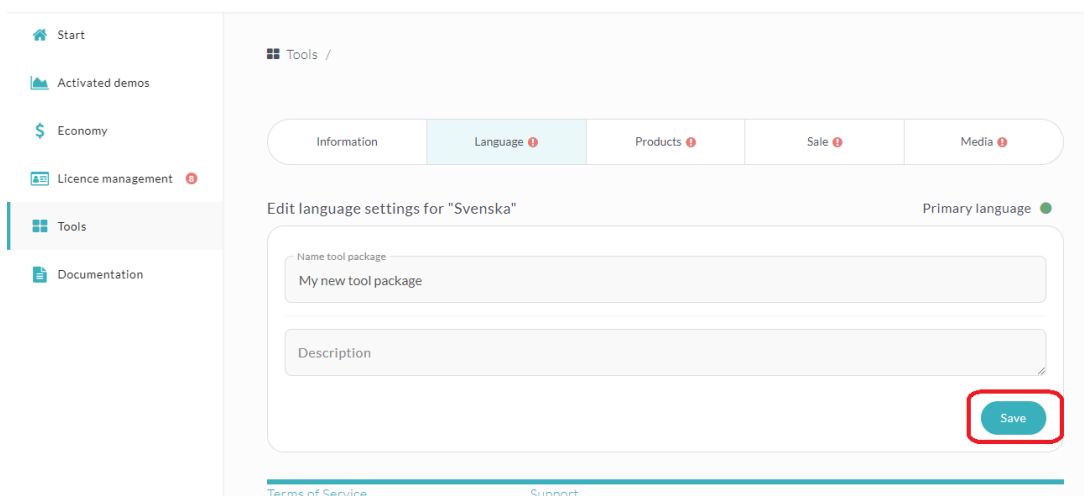
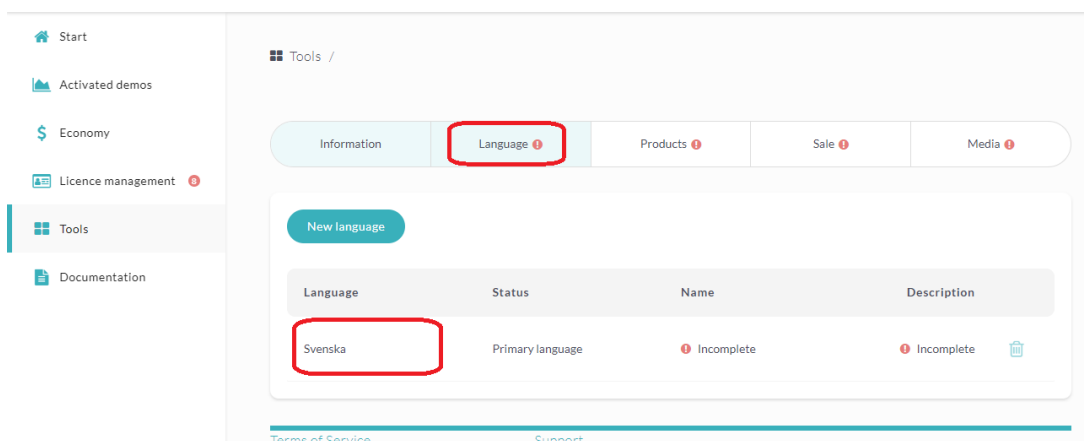
1. In the left menu, click **Tools**, then click the **Tool package** tab. Click **New package**.



2. Fill out ISBN/Article number if applicable, click **Save**.



3. Click the **Language** tab, click the primary language and add name and description for the package on the default language. Click **Save**.



To add a new language, click **New language**.

4. Click the **Products** tab. Select license type, renewal type, license duration, market and delivery channel. Products that are possible to incorporate in the package is listed. **NOTE!** There can only be one license-, and renewal type in a package. All tools also have the same license duration and delivery channel.

Click the checkboxes for the desired tools and click **Add**. Choose the number of licenses per product, then click **Save**. **NOTE!** Make sure that all tools you want to include in the package are published.

NOTE! If you make changes to a product of a tool that is a part of a tool package, you will get information that this product is a part of a tool package and that the package may need to be adjusted. The package is unpublished until the adjustment has been made.

5. Click the **Sales** tab. Fill out price and VAT. Click **Save**. **NOTE!** A tool package cannot have price on request and also note that it's not possible to assign a discount to a tool

package.

Tools / My new tool package

Information Language Products **Sale** Media

Price (SEK)
1450

Select VAT rate
Select VAT rate

Total price (excl. VAT):

VAT:

Total price (incl. VAT): SEK 0

Terms of Service Support

Cancel Save

6. Click the **Media** tab. Upload an icon image (240 x 240 pixels) and banner image (1280 x 360 pixels) for the package. Click the upload icon, select file from your computer, then click **Save**.

Tools / My new tool package


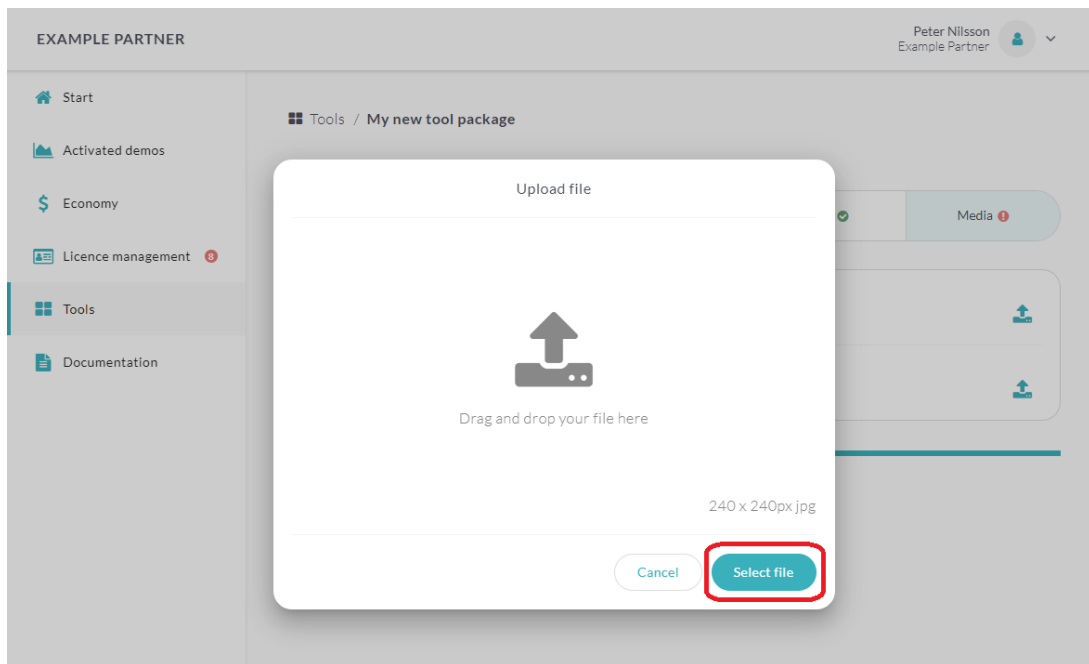
Information Language Products Sale **Media**

Tool icon
Recommended format: JPG, 240x240 px

Tool banner
Recommended format: JPG, 1280x360 px

Terms of Service Support

Save



7. When the package is completed, make sure to publish the package. Activate the toggle switch and click **Save**.

Start
Activated demos
Economy
Licence management
Tools
Documentation

Tools / My new tool package

Information Language ✓ Products ✓ Sale ✓ Media ✓

The tool package has not been published

Published ☒

Item no./ISBN
123456789

External ID
External ID

Price for the tool package (excl. VAT): SEK 1,750

VAT on the tool package: SEK 437.5

Price for the tool package (incl. VAT):

Cancel Save

8. Tool packages will be displayed in the Skolon library with a specific package icon.

